

EARTHING CLAMP/ LOCK-OUT PADLOCK SOLUTION

Secure and protect
installations during
maintenance operations



NEW
MT-870

THE SPECIALIST IN ELECTRICAL
RISK PREVENTION

WWW.CATUELEC.COM



With the MT-870 innovation you will never forget your earthing equipment on the electrical installation!

Our new solution consists of an earthing clamp paired with a lock-out padlock, both using the same retaining key. This solution imposes a sequence for the installation of the equipment during lock-out as well as a disassembly sequence during the unlocking process.

It prevents switching back on the system as long as the clamp is still in place as this dangerous event may occur with multiple and remote systems.

The padlock paired with the clamp needs to be complemented by the personal lock-out padlock belonging to authorised employee who locks equipment.



Short-circuit rating: 20 kA/1s.
Suitable for low and high voltage installations.
Connection for cable with a max. cross section of 70 mm².

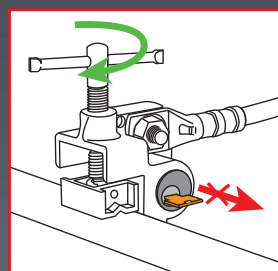
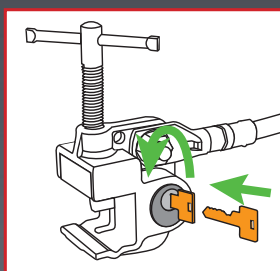
Clamping capacity:

-Ø 6-26 mm

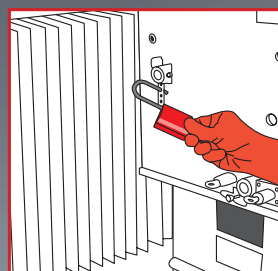
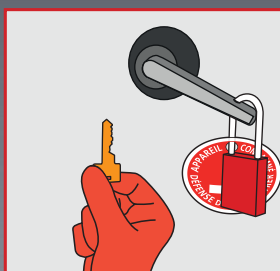
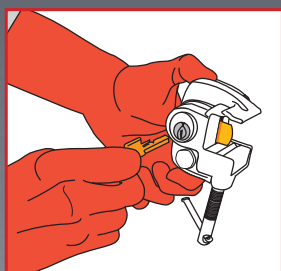
-flat 0-30 mm

Ref. : MT-870

During lock-out procedure:



During unlocking procedure:



To place an order:

- **MT-870**, paired clamp/padlock for mounting on your earthing equipment.
- **MT-5805/870**, three-phase earthing equipment with high capacity clamps and an MT-870 paired clamp/padlock. lcc: 20 kA/1s.
- **MT-1910/870**, three-phases earthing equipment with fixed-point clamps and an MT-870 paired clamp/padlock. lcc: 20 kA/1s.
- **On request**, customized fabrication of an earthing equipment with a MT-870 paired clamp/padlock.

MT-5805/870



www.catuelec.com



10/20 Avenue JEAN-JAURÈS
B.P.2 • 92222 BAGNEUX CEDEX (FRANCE)
Phone: (33) 01 42 31 46 46
Fax : (33) 01 42 31 46 32

CATU™

SICAME GROUP